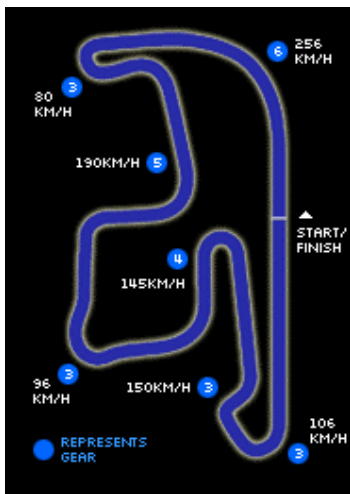


Race Report



Round Three
 Konica V8 Supercar Series
 Eastern Creek Raceway, Sydney, NSW
 2 – 4 May 2003

“JONES PICKS UP USEFUL CHAMPIONSHIP POINTS”



Event Schedule				
Day	Event	Format	R/Grid	Times & Results
Friday	Practice	35 Minutes	N	09:35 - 10:10
Friday	Practice	35 Minutes	N	11:35 - 12:10
Friday	Qualifying	20 Minutes	N	13:25 - 14:10
Saturday	Race 1	20 Minutes	N	12:10 - 12:30
Saturday	Race 2	20 Minutes	Y	15:45 - 16:05
Sunday	Race 3	35 Minutes	N	11:10 - 11:45

www.jones.motormania.com.au

Watch all the action from this round this Sunday afternoon on Network Ten's Trackside programme. Check local guides for details

FAST FACTS

- **Power steering problem robs the team of valuable Practice time**
- **Race One going well until Jones is spun around**
- **Damaged diff housing creates race against the clock for Race Two**
- **Jones battles to overcome bad handling arising from incompatible replacement diff housing**

Welcome!

Robert Jones and the Spies Hecker Racing Team had a weekend of see-sawing fortunes

that sees the Melbourne team sitting in 23rd position overall in the championship despite having competed in one less Round than 20 of the cars ahead of them.

The #69 Spies Hecker VX Commodore blew a power steering seal in Friday's Practice Sessions causing Jones to miss valuable lap time and the opportunity to optimise the car's set-up for the all important Qualifying Session at 1.00pm. With an improvement of 1.2 seconds he placed 18th for the start of Race One.

Saturday held two races for the Konica cars under clear skies and warm weather. After getting a good start Jones quickly improved to 14th by the end of the opening lap but didn't have many more laps to come. On lap four Jones was "served up" from the rear and spun around in Turn Two, and then collected by the same car as it came through.

This secondary contact was the worst and the #69 Spies Hecker VX Commodore suffered a damaged rear axle assembly/ diff housing forcing retirement.

A race against the clock ensued with the car requiring replacement of the rear axle assembly: not an "everyday" replacement item, so the team needed to call upon a local Sydney V8 Supercar team for assistance. With little more than two hours to effect the repairs the #69 Spies Hecker VX Commodore made it onto the starting grid with literally only minutes to spare before the next race.

With a reverse grid starting procedure Jones had to line up in near-last position due to the Race One DNF (Did Not Finish) result.

A great start saw Jones fly down the outside of the track instantly picking up a couple of spots down the main straight. But the car's performance suffered due to the incompatibility of the replacement diff housing which did not allow for the mounting of the rear sway bar with the resulting handling difficulties causing a spin whilst in 14th: with 17th the result that could be extracted.

The third and final race on Sunday was preceded with an early Warm Up session where Jones posted a best lap time faster than his official Qualifying time. Forecasts of changing conditions were incorrect by start time of 11.10am and Jones got another fast start moving up to 13th.

Throughout the 22-lap distance the #69 Spies Hecker VX Commodore swapped positions many times and came home in 13th.

Robert Jones: "This was quite a challenging weekend and the first two days were a bit of a roller coaster: and also hectic. Losing practice time with the broken seal hurt because I needed to get familiar with how this car handled there. From this point you play catch up because your Qualifying position suffers and this puts you down the order on the grid and in amongst other guys who don't always "have it all together", and that's when mishaps can be inflicted.

"The damage in Race One placed the whole team under stress and it didn't look like we would get back out there for the next race, everyone worked like troopers. The reverse grid order meant that I had to contend with guys who are normally back-

markers, but that turned out to be the least thing to worry about. The car's handling was diabolical without a rear sway bar, the car's configuration, in fact the entire car, is engineered to work in harmony as a unit: the whole thing "falls apart" when one item is completely missing.

"The handling would swing between understeer and oversteer, with no happy medium in between. The tyres were getting tortured as a result which caused further erratic behaviour. I hung onto 14th place until lap nine but slipped down the order as the race wore on with the distance extended from 12 to 16 laps due to a Safety Car period.


"In Sunday's Warm Up I bettered my Qualifying time which is something usually not heard of. This was due to my coming to grips with, and mastering, the car's bad behaviour. It also came from the benefit of having done more laps around the circuit thus pointing to how the lost Practice time had hurt us.

"In the last race I got another blinder of a start as in Race Two and shot up to 13th. The absence of the rear sway bar makes a car's rear squat severely under hard acceleration from a stand-still, and this is sensational for launch traction but the penalty is paid in the corners: over and over again. I held most of the places I'd snatched, lost a few as the race wore on, but got back to finish in 13th.

"Overall the weekend was not as we had planned but our team did a very good job to enable the car to keep competing, as the saying goes: to finish first, first you have to finish. Even though we didn't complete one of the races our results in the other two were consistent and provided a useful haul of championship points. The points scoring system is interesting because the championship is six rounds, but your season's aggregate is drawn from only five rounds as you are required to "drop" the points from one round of your choice: your worst round naturally.

"So, we are sitting in 23rd but 20 of the cars ahead have completed all rounds so far, thus putting us further up the order on "corrected points" when one of their rounds so far is deducted. Our next outing is Phillip Island a month and a half away so we have plenty of time to get our diff housing problem rectified.

"Another feature of the weekend was to have several people from Spies Hecker join us over the weekend, the highlight being some hot laps late on Friday afternoon when we strapped in Mr. Steven Brett for what we hope was an experience he will remember for a long time".







Above: The team prepares the replacement diff housing



Race One

Position per lap. Robert completed only four laps

Race Three

Position per lap. Follow Robert in the #69 Spies Hecker Commodore

	1	2	3	4	5	6	7	8	9	10	11	12	13	14	15	16	
1st	64	64	64	64	64	64	64	64	64	64	64	64	64	64	64	41	
2nd	55	55	55	55	55	55	55	55	55	55	55	55	55	55	55	41	64
3rd	68	68	68	68	68	56	56	56	56	30	30	30	30	41	55	55	
4th	56	56	56	56	56	41	41	47	30	41	41	41	41	30	30	30	
5th	59	59	59	59	59	59	47	30	41	47	47	47	47	47	47	47	
6th	22	22	22	22	22	47	30	22	47	56	56	56	56	56	56	56	
7th	41	41	41	41	41	22	22	41	22	22	22	22	22	28	28	28	
8th	47	47	47	47	47	30	110	110	110	28	28	28	28	22	22	22	
9th	98	98	98	98	98	110	59	88	88	110	110	110	110	110	88	88	
10th	30	30	30	30	30	88	88	28	28	88	88	88	88	88	71	71	
11th	110	110	110	110	110	46	28	71	71	72	72	71	71	71	110	110	
12th	88	88	88	88	88	28	72	72	72	59	71	72	72	72	59	59	
13th	46	46	46	46	46	72	71	59	59	71	59	59	59	59	46	46	
14th	69	69	69	69	69	71	69	69	69	96	96	96	46	46	72	96	
15th	28	28	28	28	28	69	96	96	96	94	46	46	96	96	96	72	
16th	72	72	72	72	72	68	68	94	94	46	94	94	94	94	94	94	
17th	71	71	71	71	71	96	94	68	46	68	68	68	69	69	69	69	
18th	96	96	96	96	96	94	46	46	68	69	69	69	68	68	68	68	
19th	94	94	94	94	94	38	38	38	38	38	38	38	38	38	38	38	
20th	90	90	90	90	90												
21st	38	38	38	38	38												

Race Three																						
Position per lap. Follow Robert in the #69 Spies Hecker Commodore																						
	1	2	3	4	5	6	7	8	9	10	11	12	13	14	15	16	17	18	19	20	21	22
1st	28	28	28	28	28	28	28	28	28	28	28	28	28	28	28	28	28	28	28	28	28	28
2nd	71	71	71	71	71	41	41	41	41	41	41	41	41	41	41	41	41	41	41	41	41	41
3rd	41	41	41	41	41	71	71	71	71	72	72	72	72	72	72	72	72	72	72	72	72	72
4th	72	72	72	72	72	72	72	72	72	71	71	71	71	71	71	71	71	71	46	46	46	46
5th	64	64	46	46	46	46	46	46	46	46	46	46	46	46	46	46	46	46	88	88	88	88
6th	88	46	64	64	64	64	56	56	56	56	56	56	56	56	88	88	88	88	56	56	56	56
7th	46	88	88	88	88	88	88	88	88	88	88	88	88	88	56	56	56	56	30	30	30	30
8th	22	22	56	56	56	56	30	55	55	55	55	55	55	55	55	55	55	30	55	55	55	55
9th	110	110	22	22	22	30	55	110	110	110	110	110	110	40	40	30	30	55	110	110	110	110
10th	56	56	110	110	30	22	110	47	47	47	47	47	47	47	30	40	40	47	47	47	47	47
11th	47	55	55	55	55	55	47	40	40	40	40	40	40	30	47	47	47	110	40	40	40	40
12th	55	47	30	30	110	110	40	64	64	30	30	30	30	110	110	110	110	40	25	25	25	25
13th	69	69	47	47	47	47	64	30	30	64	64	64	25	25	25	25	25	25	69	69	69	69
14th	59	59	69	40	40	40	69	69	69	25	25	25	69	69	69	69	69	69	59	59	59	59
15th	38	30	59	69	69	69	25	25	25	69	69	69	96	96	96	59	59	59	96	96	96	96
16th	40	40	40	59	96	96	96	96	96	96	96	96	59	59	59	96	96	96	94	94	94	
17th	96	96	96	96	25	25	94	59	59	59	59	59	64	94	94	94	94	94	49	49		
18th	30	38	25	25	38	94	59	38	68	68	68	68	94	49	49	49	49	49	68	68		
19th	25	25	38	38	94	38	38	68	94	94	94	94	68	68	68	68	68	68	90	90		
20th	68	68	68	94	68	59	68	94	49	49	49	49	49	90	90	90	90					
21st	94	94	94	68	59	68	22	49	38	38	90	90	90									
22nd	77	77	49	49	49	49	49	90	90	90	38											
23rd	90	90	90	90	90	90																
24th	49	49																				

Practice One							
Pos	Car	Driver	Vehicle	Laps	Fastest Lap	Fastest Lap Time	Gap
1	41	Mark Winterbottom	Ford Falcon AU	18	18	1:34.4753	
2	72	Owen Kelly	Holden Commodore VT	17	12	1:35.0338	0:00.5585
3	71	Tony Ricciardello	Ford Falcon AU	19	15	1:35.6025	0:01.1272
4	28	Matthew White	Holden Commodore VX	16	16	1:35.7378	0:01.2625
5	30	Luke Youlden	Ford Falcon AU	14	13	1:36.0458	0:01.5705
6	56	Kevin Mundy	Ford Falcon AU	17	15	1:36.2663	0:01.7910
7	64	Mark Porter	Holden Commodore VX	18	17	1:36.4423	0:01.9670
8	40	Brett Peters	Ford Falcon AU	15	14	1:36.7395	0:02.2642
9	46	Dale Brede	Holden Commodore VX	16	9	1:36.7485	0:02.2732
10	55	Jose Fernandez	Ford Falcon AU	16	14	1:36.8704	0:02.3951
11	88	Peter Gazzard	Ford Falcon AU	18	16	1:36.9878	0:02.5125
12	25	Terry Whyoon	Ford Falcon AU	18	18	1:37.0582	0:02.5829
13	22	Todd Wanless	Ford Falcon AU	19	10	1:37.0831	0:02.6078
14	98	Grant Elliot	Holden Commodore VS	12	10	1:37.4720	0:02.9967
15	59	Jamie Miller	Holden Commodore VX	16	16	1:37.8959	0:03.4206
16	110	David Russell	Ford Falcon AU	21	18	1:38.0952	0:03.6199
17	96	Tony D'Alberto	Holden Commodore VX	11	6	1:39.4354	0:04.9601
18	90	Peter Best	Holden Commodore VS	18	12	1:39.5284	0:05.0531
19	69	Robert Jones	Holden Commodore VX	9	8	1:39.9867	0:05.5114
20	35	Clyde Lawrence	Holden Commodore VS	17	12	1:40.5384	0:06.0631
21	49	Tim Gordon	Ford Falcon AU	16	14	1:40.6430	0:06.1677
22	94	Mark Howard	Ford Falcon AU	19	19	1:40.8955	0:06.4202
23	47	Craig Bastian	Ford Falcon AU	2	1	1:43.5981	0:09.1228
24	38	Matthew Hunt	Holden Commodore VS	1	1	6:12.3779	4:37.9026
68		Shane Beikoff	Holden Commodore VS				
Practice Two							
Pos	Car	Driver	Vehicle	Laps	Fastest Lap	Fastest Lap Time	Gap
1	41	Mark Winterbottom	Ford Falcon AU	17	12	1:34.2838	
2	30	Luke Youlden	Ford Falcon AU	16	14	1:34.8390	0:00.5552
3	72	Owen Kelly	Holden Commodore VT	13	11	1:35.1636	0:00.8798
4	88	Peter Gazzard	Ford Falcon AU	18	16	1:35.2476	0:00.9638
5	28	Matthew White	Holden Commodore VX	16	16	1:35.3046	0:01.0208
6	46	Dale Brede	Holden Commodore VX	16	16	1:35.6477	0:01.3639
7	64	Mark Porter	Holden Commodore VX	16	16	1:35.7540	0:01.4702
8	71	Tony Ricciardello	Ford Falcon AU	18	5	1:35.9731	0:01.6893
9	56	Kevin Mundy	Ford Falcon AU	18	5	1:36.0765	0:01.7927
10	55	Jose Fernandez	Ford Falcon AU	17	12	1:36.1641	0:01.8803
11	110	David Russell	Ford Falcon AU	14	9	1:36.1852	0:01.9014
12	22	Todd Wanless	Ford Falcon AU	17	9	1:36.4027	0:02.1189
13	59	Jamie Miller	Holden Commodore VX	18	12	1:36.5691	0:02.2853
14	40	Brett Peters	Ford Falcon AU	18	16	1:36.8235	0:02.5397
15	47	Craig Bastian	Ford Falcon AU	15	6	1:37.0415	0:02.7577
16	25	Terry Whyoon	Ford Falcon AU	17	13	1:37.3677	0:03.0839
17	94	Mark Howard	Ford Falcon AU	18	6	1:37.7966	0:03.5128
18	98	Grant Elliot	Holden Commodore VS	15	11	1:37.7989	0:03.5151
19	90	Peter Best	Holden Commodore VS	17	17	1:37.9283	0:03.6445
20	77	Richard Mork	Holden Commodore VS	14	9	1:38.5122	0:04.2284
21	69	Robert Jones	Holden Commodore VX	16	14	1:38.5498	0:04.2660
22	96	Tony D'Alberto	Holden Commodore VX	3	2	1:39.2238	0:04.9400
23	38	Matthew Hunt	Holden Commodore VS	8	7	1:39.9212	0:05.6374
24	35	Clyde Lawrence	Holden Commodore VS	13	1	1:40.1734	0:05.8896
25	49	Tim Gordon	Ford Falcon AU	7	7	1:40.1894	0:05.9056
26	68	Shane Beikoff	Holden Commodore VS	1	1	2:30.4370	0:56.1532


Qualifying Session							
Pos	Car	Driver	Vehicle	Laps	Fastest Lap	Fastest Lap Time	Gap
1	41	Mark Winterbottom	Ford Falcon AU	9	2	1:33.2799	
2	72	Owen Kelly	Holden Commodore VT	9	7	1:33.6648	0:00.3849
3	30	Luke Youlden	Ford Falcon AU	10	7	1:34.1311	0:00.8512
4	28	Matthew White	Ford Falcon AU	8	8	1:34.5548	0:01.2749
5	71	Tony Ricciardello	Ford Falcon AU	9	8	1:34.6745	0:01.3946
6	46	Dale Brede	Holden Commodore VX	7	6	1:34.8575	0:01.5776
7	56	Kevin Mundy	Ford Falcon AU	9	3	1:35.0708	0:01.7909
8	88	Peter Gazzard	Ford Falcon AU	10	8	1:35.3106	0:02.0307
9	64	Mark Porter	Holden Commodore VX	10	3	1:35.3815	0:02.1016
10	22	Todd Wanless	Ford Falcon AU	9	1	1:35.4855	0:02.2056
11	47	Craig Bastian	Ford Falcon AU	9	9	1:35.9695	0:02.6896
12	55	Jose Fernandez	Ford Falcon AU	7	3	1:36.0364	0:02.7565
13	25	Terry Wyhoon	Ford Falcon AU	9	6	1:36.2704	0:02.9905
14	40	Brett Peters	Ford Falcon AU	9	9	1:36.4081	0:03.1282
15	98	Grant Elliot	Holden Commodore VS	7	6	1:36.6697	0:03.3898
16	59	Jamie Miller	Holden Commodore VX	10	7	1:36.7415	0:03.4616
17	110	David Russell	Ford Falcon AU	9	3	1:36.7853	0:03.5054
18	69	Robert Jones	Holden Commodore VX	10	9	1:37.3935	0:04.1136
19	94	Mark Howard	Ford Falcon AU	10	10	1:37.4307	0:04.1508
20	96	Tony D'Alberto	Holden Commodore Vx	7	5	1:37.7069	0:04.4270
21	90	Peter Best	Holden Commodore VS	10	3	1:37.8686	0:04.5887
22	77	Richard Mork	Holden Commodore VS	7	3	1:38.0325	0:04.7526
23	38	Matthew Hunt	Holden Commodore VS	2	2	1:39.2312	0:05.9513
24	68	Shane Beikoff	Holden Commodore VS	8	8	1:39.4643	0:06.1844
25	35	Clyde Lawrence	Holden Commodore VS	7	3	1:39.6533	0:06.3734



Race One							
Pos	Car	Driver	Vehicle	Laps	Race Time	Fastest Lap	Fastest Time
1	72	Owen Kelly	Holden Commodore VT	12	19:15.3108	5	1:35.2596
2	30	Luke Youlden	Ford Falcon AU	12	19:16.8793	2	1:35.1972
3	41	Mark Winterbottom	Ford Falcon AU	12	19:17.0621	2	1:34.6317
4	71	Tony Ricciardello	Ford Falcon AU	12	19:20.2590	5	1:35.5830
5	46	Dale Brede	Holden Commodore VX	12	19:20.4313	4	1:35.6455
6	28	Matthew White	Ford Falcon AU	12	19:26.5402	7	1:35.4284
7	88	Peter Gazzard	Ford Falcon AU	12	19:34.8420	6	1:36.6148
8	40	Brett Peters	Ford Falcon AU	12	19:36.3668	7	1:36.6125
9	47	Craig Bastian	Ford Falcon AU	12	19:38.4887	7	1:36.3505
10	22	Todd Wanless	Ford Falcon AU	12	19:40.4869	3	1:36.6475
11	98	Grant Elliot	Holden Commodore VS	12	19:40.9346	6	1:36.9330
12	110	David Russell	Ford Falcon AU	12	19:42.1569	6	1:36.9703
13	64	Mark Porter	Holden Commodore VX	12	19:44.1484	8	1:36.8897
14	59	Jamie Miller	Holden Commodore VX	12	19:47.4215	7	1:37.3394
15	56	Kevin Mundy	Ford Falcon AU	12	19:48.8288	7	1:36.6603
16	55	Jose Fernandez	Ford Falcon AU	12	19:49.0078	7	1:35.7957
17	25	Terry Wyhoon	Ford Falcon AU	12	19:51.3220	7	1:36.9964
18	77	Richard Mork	Holden Commodore VS	12	20:07.6034	3	1:38.2596
19	38	Matthew Hunt	Holden Commodore VS	12	20:07.9447	3	1:38.8628
20	35	Clyde Lawrence	Holden Commodore VS	12	20:26.5180	6	1:39.6162
21	68	Shane Beikoff	Holden Commodore VS	12	20:27.9337	6	1:39.5616
22	49	Tim Gordon	Ford Falcon AU	12	20:53.4761	9	1:40.8114
DNF	90	Peter Best	Holden Commodore VS	7	11:56.9296	6	1:38.9054
DNF	69	Robert Jones	Holden Commodore VX	4	7:24.3278	3	1:39.0763
DNF	94	Mark Howard	Ford Falcon AU	1	1:54.1381	1	1:54.1381

Race Two							
Pos	Car	Driver	Vehicle	Laps	Race Time	Fastest Lap	Fastest Time
1	41	Mark Winterbottom	Ford Falcon AU	16	31:47.1049	11	1:34.8597
2	64	Mark Porter	Holden Commodore VX	16	31:47.1164	12	1:36.4594
3	55	Jose Fernandez	Ford Falcon AU	16	31:47.7180	7	1:36.2500
4	30	Luke Youlden	Ford Falcon AU	16	31:48.3157	8	1:35.5814
5	47	Craig Bastian	Ford Falcon AU	16	31:49.9962	8	1:36.2794
6	56	Kevin Mundy	Ford Falcon AU	16	31:52.5204	13	1:36.3705
7	28	Matthew White	Ford Falcon AU	16	31:52.8489	15	1:35.6260
8	22	Todd Wanless	Ford Falcon AU	16	31:56.1625	8	1:36.0107
9	88	Peter Gazzard	Ford Falcon AU	16	31:59.0257	9	1:36.0779
10	71	Tony Ricciardello	Ford Falcon AU	16	32:00.3423	11	1:35.8929
11	110	David Russell	Ford Falcon AU	16	32:02.3093	8	1:36.7136
12	59	Jamie Miller	Holden Commodore VX	16	32:11.0819	16	1:37.4932
13	46	Dale Brede	Holden Commodore VX	16	32:11.9420	11	1:35.7575
14	96	Tony D'Alberto	Holden Commodore VX	16	32:15.9102	12	1:37.3999
15	72	Owen Kelly	Holden Commodore VT	16	32:18.5345	7	1:36.9795
16	94	Mark Howard	Ford Falcon AU	16	32:25.8666	9	1:38.0450
17	69	Robert Jones	Holden Commodore VX	16	32:30.8218	9	1:38.1763
18	68	Shane Beikoff	Holden Commodore VS	16	32:37.7301	14	1:39.2919
19	38	Matthew Hunt	Holden Commodore VS	14	32:30.4426	13	1:39.1934
DNF	98	Grant Elliot	Holden Commodore VS	5	14:05.8428	1	1:55.9507
DNF	90	Peter Best	Holden Commodore VS	5	14:11.1759	1	2:11.3077
DNF	77	Richard Mork	Holden Commodore VS				
DNF	49	Tim Gordon	Ford Falcon AU				
DNF	40	Brett Peters	Ford Falcon AU				
DNF	25	Terry Wyhoon	Ford Falcon AU				

Race Three							
Pos	Car	Driver	Vehicle	Laps	Race Time	Fastest Lap	Fastest Time
1	28	Matthew White	Ford Falcon AU	22	35:10.1607	5	1:35.0183
2	41	Mark Winterbottom	Ford Falcon AU	22	35:11.4116	7	1:34.4512
3	72	Owen Kelly	Holden Commodore VT	22	35:18.9785	2	1:34.9692
4	46	Dale Brede	Holden Commodore VX	22	35:33.6374	4	1:35.1436
5	88	Peter Gazzard	Ford Falcon AU	22	35:41.1281	9	1:35.8760
6	56	Kevin Mundy	Ford Falcon AU	22	35:44.6784	8	1:36.0511
7	30	Luke Youlden	Ford Falcon AU	22	35:50.0324	9	1:35.3574
8	55	Jose Fernandez	Ford Falcon AU	22	35:55.2064	8	1:36.6338
9	110	David Russell	Ford Falcon AU	22	35:56.8704	9	1:36.6400
10	47	Craig Bastian	Ford Falcon AU	22	35:59.9416	9	1:36.6570
11	40	Brett Peters	Ford Falcon AU	22	36:02.1665	5	1:36.0367
12	25	Terry Wyhoon	Ford Falcon AU	22	36:10.8338	4	1:37.0261
13	69	Robert Jones	Holden Commodore VX	22	36:19.8626	6	1:37.6837
14	59	Jamie Miller	Holden Commodore VX	22	36:20.3703	6	1:37.0164
15	96	Tony D'Alberio	Holden Commodore Vx	22	36:27.0970	6	1:37.7903
16	94	Mark Howard	Ford Falcon AU	21	35:15.3477	7	1:37.6839
17	49	Tim Gordon	Ford Falcon AU	20	35:16.3647	5	1:39.3783
18	68	Shane Beikoff	Holden Commodore VS	20	35:16.9016	2	1:38.5450
19	90	Peter Best	Holden Commodore VS	20	35:53.8440	2	1:40.0709
DNF	71	Tony Ricciardello	Ford Falcon AU	18	28:53.9875	3	1:34.8182
DNF	64	Mark Porter	Holden Commodore VX	13	21:43.2089	2	1:36.2336
DNF	38	Matthew Hunt	Holden Commodore VS	11	20:57.9677	4	1:39.7955
DNF	22	Todd Wanless	Ford Falcon AU	7	11:56.5671	2	1:36.4695
DNF	77	Richard Mork	Holden Commodore VS	2	3:32.4986	2	1:38.9464




Above: Robert uses a technical explanation of the car's wild handling

2003 Konica V8 Supercar Series Championship Points					
	Penalty	Rnd1	Rnd2	Rnd3	Total
Mark Winterbottom	0	182	192	186	560
Matthew White	0	162	174	170	506
Owen Kelly	0	172	132	160	464
Mark Porter	0	150	180	126	456
Dale Brede	0	92	186	154	432
Kevin Mundy	0	132	156	144	432
Peter Gazzard	0	90	168	156	414
Brett Peters	0	154	150	94	398
Jose Fernandez	0	92	144	144	380
Tony Ricciardello	0	176	72	130	378
Luke Youlden	50	168	78	172	368
Todd Wanless	0	130	114	96	340
Jamie Miller	0	88	102	118	308
Craig Bastian	0	128	0	150	278
David Russell	0	18	120	134	272
Shane Beikoff	0	96	84	84	264
Clyde Lawrence	0	102	96	26	224
Andrew Jones	0	164	54	-	218
Grant Elliott	0	34	138	44	216
Terry Wyhoon	0	0	126	74	200
Tony Evangelou	0	108	90	-	198
Tim Gordon	0	74	60	54	188
Robert Jones	0	-	108	72	180
Mark Howard	0	112	0	68	180
Michael Simpson	0	-	162	-	162
Graham Crawford	0	86	66	-	152
Geoff Full	0	42	48	-	90
Richard Mork	0	56	-	30	86
Matthew Hunt	0	-	-	78	78
Tony D'Alberto	0	-	-	74	74
Robert McDonald	0	66	-	-	66
Peter Best	0	-	-	48	48

2003 CALENDAR AND TELEVISION SCHEDULE Konica V8 Supercar Series				
Round	Event Date	Circuit	Telecast Times	
			Date	Time
1	22-23 Feb	Wakefield Park	16 March	16:00 - 17:00
2	21-23 Feb	Clipsal 500, Adelaide	30 March	15:30 - 17:00
3	2-4 May	Eastern Creek Raceway	11 May	14:30 - 15:30
4	5-6 July	Phillip Island	13 July	15:30 - 17:00
5	2-3 August	Winton Motor Raceway	10 August	15:30 - 17:00
6	30-31 August	Mallala Raceway	7 September	13:00 - 14:00
2003 Konica V8 Supercar Series Special Event				
-	9-11 October	Bob Jane T-marts 1000	10 October	12:00 - 17:00

Robert thanks the generous support of:



VAWDREY TRAILERS



Produced by Eric Norton's Motorsport Management
Telephone 03-9710-1711 Mobile 0411- 411- 411

